

# 行业重要平台，观众汇聚广州

## The Industry Met in Guangzhou

### 观众 / 参展商数据及分析

#### VISITORS/EXHIBITORS STATISTICS & ANALYSIS

#### 三天展期共录得出席总人数（包括观众及参展商代表）

#### Total Number of Attendance: Visitors & Exhibitor Representatives

	中国境内观众 Domestic China Visitors	海外观众 Overseas Visitors	观众总计 Total Number of Visitors	参展商代表 Exhibitor Representatives
<b>观众</b> Visitors	<b>7,008</b> 8,371 (2023) 9,299 (2022)	<b>313</b> 302 (2023) 31 (2022)	<b>7,321</b> 8,673 (2023) 9,330 (2022)	—
<b>参展商代表</b> Exhibitor Representatives	—	—	—	<b>2,041</b> 2,122 (2023) 605 (2022)

#### 备注 REMARKS

- 本届展览会共录得 7,321 名观众出席。  
7,321 visitors attended the exhibition.
- 来自 31 国家 / 地区观众前来参观，包括：中国台湾地区、马来西亚、韩国、泰国、日本、印度、中国香港特区、越南、印尼、俄罗斯等。  
Some overseas visitors came from: Taiwan Region, Malaysia, South Korea, Thailand, Japan, India, Hong Kong SAR, Vietnam, Indonesia, Russia, etc.

#### 参观人数及总人次

#### Total Number of Visitors & Visiting Man Trips

	3.12.2024 展期第一天 DAY 1	4.12.2024 展期第二天 DAY 2	5.12.2024 展期第三天 DAY 3	总计 Total
<b>首次进场观众人数</b> * No. of Debuting Visitors	<b>3,833</b> 5,312 (2023) 4,337 (2022)	<b>2,971</b> 3,045 (2023) 4,023 (2022)	<b>517</b> 316 (2023) 970 (2022)	<b>7,321</b> 8,673 (2023) 9,330 (2022)
<b>再进场观众人数</b> * No. of Returning Visitors	—	<b>988</b> 1,393 (2023) 493 (2022)	<b>379</b> 240 (2023) 166 (2022)	—
<b>当天参观总人次</b> Total Man-Trips on That Day	<b>4,905</b> 5,710 (2023) 4,801 (2022)	<b>4,620</b> 4,909 (2023) 4,972 (2022)	<b>1,209</b> 570 (2023) 1,844 (2022)	<b>10,734</b> 11,189 (2023) 11,617 (2022)

- ★ **首次进场观众**：当天首次出席观众。  
Debuting Visitors: Total Number of Visitors Attending the Exhibition for the First Time.
- ★ **再进场观众**：展期第一及 / 或二天曾进场参观，而第二、三天再次进场参观观众。  
Returning Visitors: Visitors Re-Visiting the Exhibition after their First Trip.

#### 备注 REMARKS

- 超过 1,367 名观众 (988 + 379) 参观展览会两天或以上。  
Over 1,367 visitors (988 + 379) spent more than one day to visit the Exhibition.

- 表内小字为「2023 中国国际表面处理展」(上海) 及「2022 中国国际表面处理展」(广州) 数据。  
Corresponding figures of SFCHINA2023 (Shanghai) and SFCHINA2022 (Guangzhou) are shown above in smaller font.

## 参展商数据及分析 EXHIBITOR STATISTICS & ANALYSIS

### 参展商数据

#### Exhibitor Data

电镀及精饰技术展区  
Electroplating & Finishing  
Technology Zone

涂装及涂料产品展区  
Coating Applications &  
Coating Products Zone

	海外及香港特区 / 台湾地区 Overseas, Hong Kong SAR & Taiwan Region		中国境内 Domestic China		总计 Total
	50	7	152	70	
代表公司 No. of Exhibiting Companies	57		222		279 <small>260 (2023) 98 (2022)</small>
首次参展公司 No. of First-Time Exhibitors	14		90		104 <small>86 (2023) 14 (2022)</small>
参展商代表国家 / 地区 Countries / Regions Represented	—		—		19 <small>16 (2023) 12 (2022)</small>

#### 备注 REMARKS

- 本届展览会共 104 家公司首次参展，占整体参展商 37.28%，也是历届新参展商最多。  
104 first-time exhibitors participated in SFCHINA2024, accounting for 37.28% of total no. of exhibitors. This figure also set a new record in its history.
- 中国境外参展公司占 20.43%，主要来自日本、德国、印度、美国、比利时、法国、中国台湾地区、希腊、中国香港特区、韩国等。  
Outside China exhibitors came from Japan, Germany, India, U.S.A., Belgium, France, Taiwan Region, Greece, Hong Kong SAR, South Korea, etc.

## 同期举行技术交流活动内容数据及分析 CONCURRENT TECHNICAL PROGRAMMES: STATISTICS & ANALYSIS

### 1 技术论坛：「电镀在军工与芯片领域的发展」 Technical Forum: "Electroplating Development in the Military and Chip Sectors"

总场数 Total No. of Sessions	5	出席总人数 (约) Total No. of Attendees (Approximately)	420
------------------------------	---	---	-----

### 2 技术论坛：「芯片电镀链 — 聚焦高端电镀技术新发展」 Technical Forum: "Chip Electroplating Chain - Focusing on New Development in High-End Electroplating Technology"

总场数 Total No. of Sessions	4	出席总人数 (约) Total No. of Attendees (Approximately)	340
------------------------------	---	---	-----

### 3 镀涂界未来科学家沙龙 Future Scientist Salon for Electroplating and Coating Application Industry




总场数 Total No. of Sessions	4	出席总人数 (约) Total No. of Attendees (Approximately)	180
------------------------------	---	---	-----

#### 备注 REMARKS

- 5 位专家与行业人士交流探讨如何加强军工和加工产业的供需求，同时开拓表面处理产业和军工领域接洽的便捷渠道。  
The Forum discussed how to strengthen and balance the supply and demand of the industry. At the same time to bridge the channels between military sector and electroplating processing enterprises.
- 来自大学、电路技术、研究技术及加工领域等共 4 位专家学者详细梳理电子产业技术现状及未来发展趋势，同时分析核心技术升级迭代对电镀行业的影响。  
The Forum explained in detail current status of industrial technology, future development trends and analyzed the impact of core technology upgrades and iterations of the electroplating industry.
- 4 位专家探讨镀覆与涂布领域的技术创新与市场趋势，介绍从新能源汽车至电镀及精饰各种技术和趋势。  
The Salon explored technological innovations and market trends in the field of plating and coatings, and promoted in-depth exchanges between academia and the industry.

- 表内小字为「2023 中国国际表面处理展」(上海)及「2022 中国国际表面处理展」(广州)数据。  
Corresponding figures of SFCHINA2023 (Shanghai) and SFCHINA2022 (Guangzhou) are shown above in smaller font.

- 1** 2024「中国国际表面处理展 SFCHINA」12月3-5日在广州琶洲中国进出口商品交易会展馆A区举行。  
 SFCHINA2024 was staged at Area A, China Import and Export Fair Complex, Guangzhou, P. R. China on December 3<sup>rd</sup>-5<sup>th</sup>.
- 2** 3天展期共吸引7,321名观众。  
 A total of 7,321 visitors attended SFCHINA2024 Guangzhou within 3 days.
- 3** 来自31个国家/地区观众前来参观，包括：中国台湾地区、马来西亚、韩国、泰国、日本、印度、中国香港特区、越南、印尼、俄罗斯等。  
 Some overseas visitors came from: Taiwan Region, Malaysia, South Korea, Thailand, Japan, India, Hong Kong SAR, Vietnam, Indonesia, Russia, etc.
- 4** 展览会共分2个展区，来自19个国家/地区共279家供应商参展。  
 The Exhibition comprised 2 exhibit zones, bringing together 279 Exhibitors from 19 countries / regions.
- 5** 202家(72.40%)公司于电镀及精饰技术区展出。  
 202 (72.40%) companies were electroplating and finishing technology suppliers.
- 6** 涂装及涂料产品参展公司占77家(27.60%)。  
 77 (27.60%) companies exhibited in Coating Applications & Coating Products Zone.






**7** 标准展台为参展商提供更具成本效益的参展选择，有利与买家更紧密互动。  
 Standard Shell-Scheme exhibit area provided exhibitors with cost-effective option, facilitating closer interactions with buyers.



**8** 展览会同期举行 3 场技术交流活动：「电镀在军工与芯片领域的发展」技术论坛、「芯片电镀链——聚焦高端电镀技术新发展」技术论坛及「镀涂界未来科学家沙龙」。  
 3 concurrent technical programmes were held: "Growth Potential of Electroplating in the Military Sector" Technical Forum, "Chip Electroplating Chain – Focusing on New Development in High-End Electroplating Technology" Technical Forum and "Future Scientist Salon for Electroplating and Coating Application Industry".



**9 10 11** 来自不同国家 / 地区的观众与参展商现场互动频繁，为业务带来商机。  
 Visitors enjoyed networking opportunities with exhibitors on the exhibition floor.

**浏览更多展览会图片**  
**View More Photos of SFCHINA2024**

详细展览会报告将于 2025 年 1 月中旬发布。  
 Full Post-Exhibition Report will be published in mid-January, 2025.

